

Scaled data based on original data using
LM-79-08 Approved Method: Electrical and Photometric Measurements of Solid-
State Lighting Products

Test Report Prepared for
Cooper Lighting Solutions
(formerly Eaton)

Brand: STREETWORKS

Report Number: P649762

Luminaire Tested: **GLAN-SA2A-835-U-T1**

Issue Date: 1/4/2021

Test Information

Test Method: LM-79-08
Report Number: P649762
TEST IS SCALED FROM IESNA LM-79-08 TEST DATA (G3-2011-042-5)
Test Lab: INNOVATION CENTER
Issue Date: 1/4/2021
Manufacturer: COOPER LIGHTING SOLUTIONS (FORMERLY EATON)
Product Line: STREETWORKS
Catalog Number: GLAN-SA2A-835-U-T1
Description: GALLEON AREA AND ROADWAY LUMINAIRE
(2) 80 CRI, 3500K, 615mA LIGHTSQUARES WITH 16 LEDS EACH AND TYPE I OPTICS
Light Source: -
Ballast/Driver: ELECTRONIC DRIVER

Summary

Lumens per Lamp: N/A
Luminaire Lumens: 7188 lumens
Efficiency: N/A
Efficacy: 114.1 lumens/watt
Luminous Opening: Rectangular (W 0.5' x L: 1' x H: 0')
IES Classification: Type I - Short
BUG Rating: B3 - U0 - G3

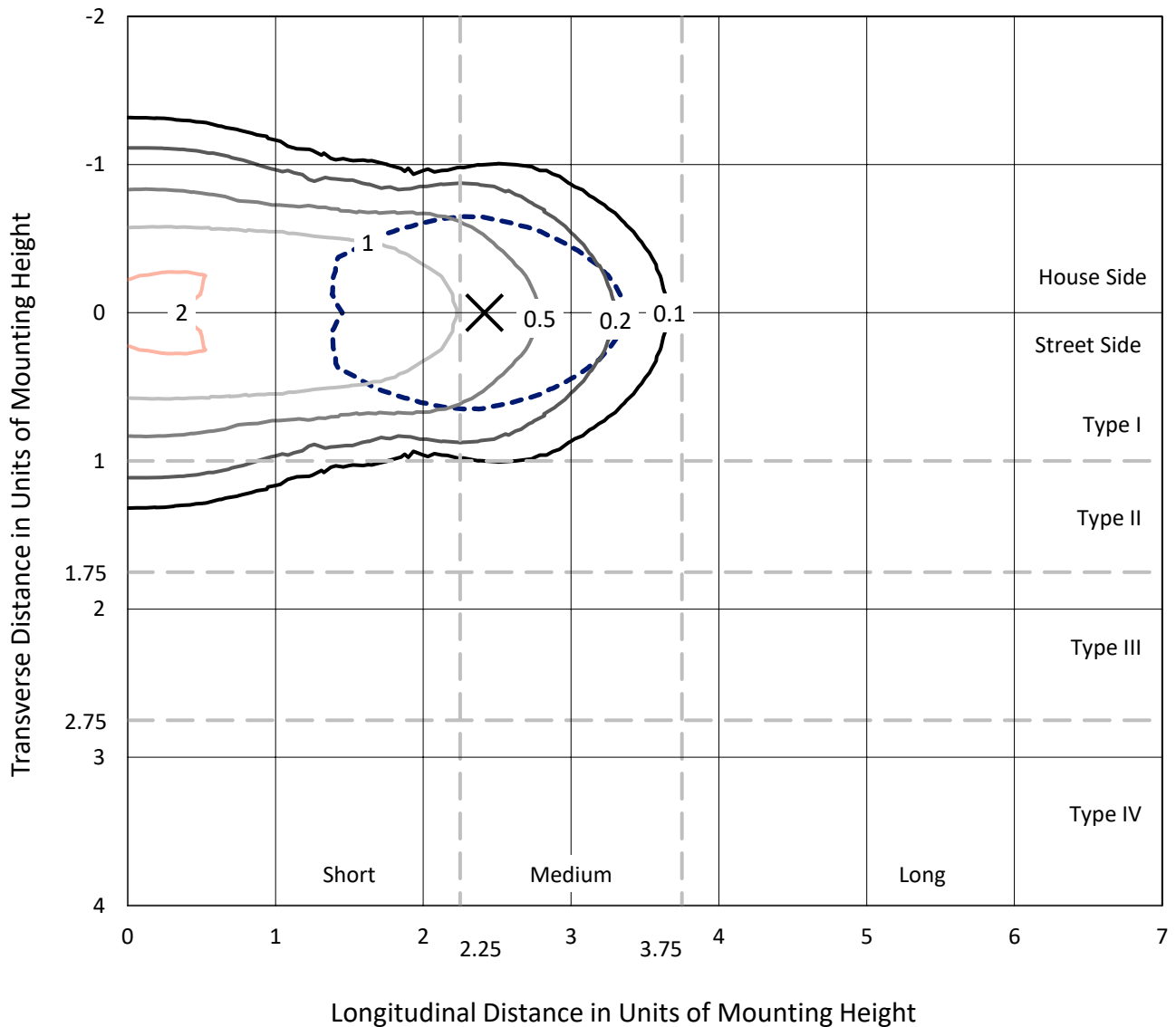
Input Watts (W): 63
Input Voltage (V): NR
Input Current (Ain): NR
Voltage Rise (V): NR
Power Factor: NR
Total Harmonic Distortion (THDi): NR
Frequency (hertz): 60
Stabilization Time: NR
Operation Time: NR
Ambient Temperature (°C): NR
Test Distance: 24 FT



REPORT NUMBER: P649762
 CATALOG NUMBER: GLAN-SA2A-835-U-T1

Iso-Footcandle Lines of Horizontal Illumination

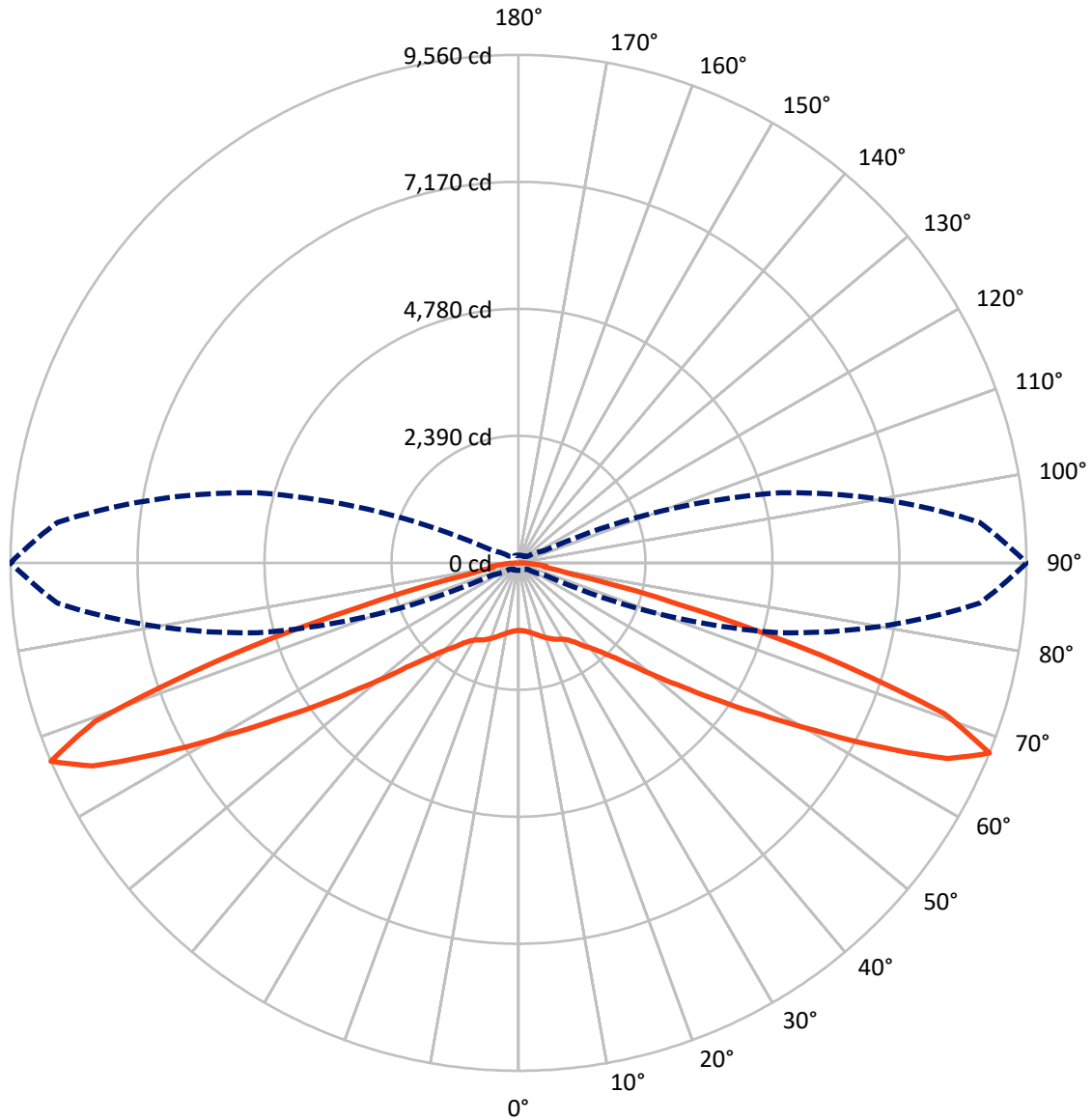
× Max cd
 - - - 1/2 Max cd



Based on 25 foot mounting height. Maximum calculated value = 2.1 fc
 Type I - Short - N/A

REPORT NUMBER: P649762
CATALOG NUMBER: GLAN-SA2A-835-U-T1

Luminous Intensity Polar Plot



— Vertical Plane Through 90-Deg Lateral - - - Horizontal Cone Through 67.5-Deg Vertical

REPORT NUMBER: P649762
 CATALOG NUMBER: GLAN-SA2A-835-U-T1

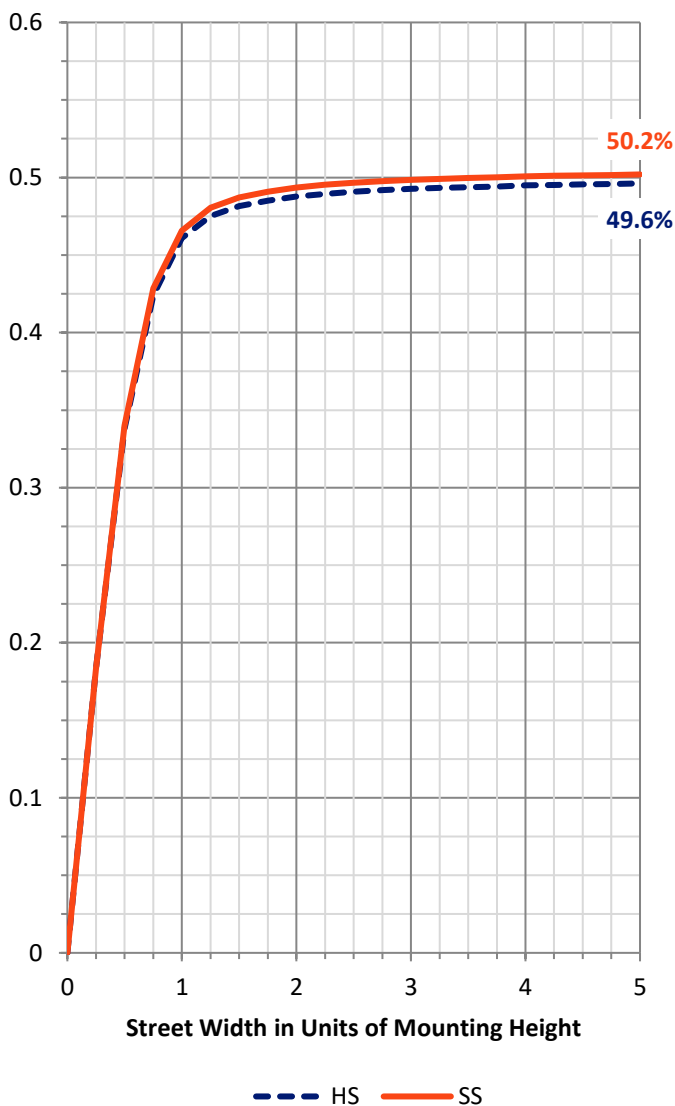
FLUX DISTRIBUTION:

		Downward	Upward	Total
House Side	Lumens	3594.0	0.0	3594.0
	% Fixture	50.0	0.0	50.0
Street Side	Lumens	3594.0	0.0	3594.0
	% Fixture	50.0	0.0	50.0
Total	Lumens	7188.0	0.0	7188.0
	% Fixture	100.0	0.0	100.0

ZONAL LUMENS:

Zone	Lumens	% Fixture
0°-10°	126.9	1.8
10°-20°	405.9	5.6
20°-30°	679.4	9.5
30°-40°	920.4	12.8
40°-50°	1165.8	16.2
50°-60°	1456.4	20.3
60°-70°	1712.0	23.8
70°-80°	654.9	9.1
80°-90°	66.4	0.9
90°-100°	0.0	0.0
100°-110°	0.0	0.0
110°-120°	0.0	0.0
120°-130°	0.0	0.0
130°-140°	0.0	0.0
140°-150°	0.0	0.0
150°-160°	0.0	0.0
160°-170°	0.0	0.0
170°-180°	0.0	0.0
0°-90°	7188.0	100.0
0°-180°	7188.0	100.0

Coefficient of Utilization



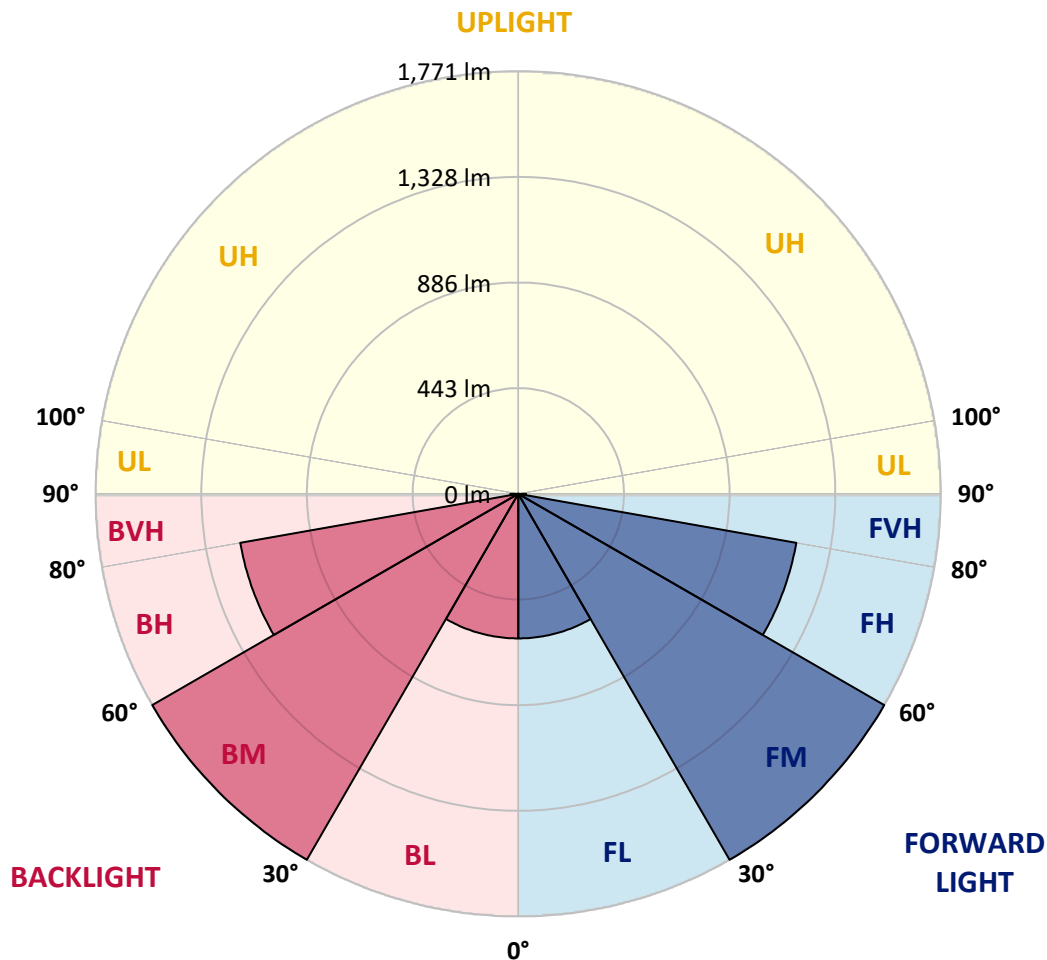
REPORT NUMBER: P649762
 CATALOG NUMBER: GLAN-SA2A-835-U-T1

LUMINAIRE CLASSIFICATION SYSTEM LUMEN TABLE AND BUG RATING:

Zone	Lumens	% Fixture	Zone Rating/Lumen Limit		
			B	U	G
FL (0°-30°)	606.1	8.4			
FM (30°-60°)	1771.3	24.6			
FH (60°-80°)	1183.4	16.5			G1/1800
FVH (80°-90°)	33.2	0.5			G1/100
BL (0°-30°)	606.1	8.4	B2/1000		
BM (30°-60°)	1771.3	24.6	B2/2500		
BH (60°-80°)	1183.4	16.5	B3/2500		G3/2500
BVH (80°-90°)	33.2	0.5			G1/100
UL (90°-100°)	0.0	0.0		U0/0	
UH (100°-180°)	0.0	0.0		U0/0	

BUG Rating: B3-U0-G3

Type I Short





REPORT NUMBER: P649762
 CATALOG NUMBER: GLAN-SA2A-835-U-T1

CANDELA DISTRIBUTION (FULL):

	0°	5°	15°	25°	35°	45°	55°	65°	75°	85°	90°
0°	1272.5	1272.5	1272.5	1272.5	1272.5	1272.5	1272.5	1272.5	1272.5	1272.5	1272.5
2.5°	1288.8	1288.0	1288.4	1288.0	1289.2	1288.4	1283.7	1279.7	1276.4	1276.8	1275.7
5°	1316.3	1316.7	1317.1	1315.0	1317.9	1316.3	1308.7	1302.4	1295.9	1293.6	1292.8
7.5°	1338.9	1341.0	1342.1	1344.1	1348.9	1348.9	1345.0	1335.8	1321.9	1313.9	1313.5
10°	1361.6	1363.2	1366.8	1373.2	1381.1	1388.7	1387.1	1374.8	1356.9	1343.3	1340.2
12.5°	1369.6	1371.6	1383.6	1401.9	1419.7	1434.5	1434.5	1424.5	1401.4	1380.7	1374.8
15°	1341.7	1345.4	1366.8	1405.8	1452.8	1485.0	1492.2	1478.3	1453.6	1421.8	1414.6
17.5°	1286.4	1295.2	1326.6	1384.3	1462.3	1529.2	1549.9	1543.1	1511.3	1470.7	1462.3
20°	1227.1	1236.7	1270.1	1346.5	1454.4	1555.1	1615.2	1616.8	1577.4	1518.5	1506.1
22.5°	1161.8	1169.0	1212.0	1301.6	1430.5	1561.1	1671.3	1698.8	1645.5	1566.2	1548.7
25°	1088.6	1096.6	1141.5	1238.2	1385.5	1554.3	1722.7	1783.1	1716.6	1617.2	1594.9
27.5°	1018.5	1021.7	1069.9	1168.2	1326.2	1536.8	1760.5	1860.8	1795.5	1659.3	1631.1
30°	951.3	958.9	1001.5	1098.5	1258.1	1502.6	1793.1	1949.1	1880.3	1703.6	1667.3
32.5°	880.0	889.2	935.4	1033.6	1190.1	1451.2	1813.0	2045.8	1998.5	1775.2	1736.6
35°	811.6	817.5	864.1	959.6	1123.6	1391.5	1816.6	2154.9	2150.9	1883.8	1832.5
37.5°	741.5	750.3	797.3	888.8	1053.2	1328.2	1798.7	2270.7	2334.8	2034.7	1979.3
40°	674.2	681.8	728.0	820.3	973.2	1251.0	1756.1	2376.6	2549.4	2190.0	2111.5
42.5°	601.0	603.0	653.6	747.5	894.7	1161.4	1694.8	2470.9	2788.6	2398.1	2300.6
45°	517.8	523.0	569.9	662.3	804.8	1061.1	1611.6	2549.0	3091.8	2686.7	2553.8
47.5°	434.6	439.0	482.0	573.2	706.5	946.1	1483.5	2617.4	3403.2	3053.2	2878.9
50°	353.4	355.9	390.9	471.7	595.9	825.1	1324.6	2639.3	3755.0	3572.3	3349.8
52.5°	279.5	283.0	309.7	372.9	477.6	682.2	1153.0	2585.2	4165.7	4187.6	3874.0
55°	226.4	227.7	247.6	294.2	373.3	532.6	946.1	2434.3	4607.6	4976.1	4576.1
57.5°	195.0	195.8	206.9	232.9	287.4	401.6	734.0	2148.9	5004.4	5899.9	5385.7
60°	177.1	177.5	183.9	199.0	227.7	308.1	525.8	1746.2	5396.0	6928.1	6391.9
62.5°	166.0	166.0	170.4	178.7	192.6	236.5	380.9	1259.8	5664.3	7971.3	7632.1
65°	155.3	155.3	158.4	164.4	171.9	193.5	281.4	821.5	5657.6	8731.1	8879.5
67.5°	142.9	142.9	145.2	151.3	155.7	166.4	217.4	538.2	5082.0	8714.4	9560.2
70°	128.2	128.2	131.4	136.6	140.1	146.9	171.6	368.2	3733.5	7440.7	8502.2
72.5°	113.5	113.8	115.8	121.0	123.8	127.8	142.5	257.9	2290.3	5066.5	5944.9
75°	97.1	98.0	99.9	105.1	107.5	109.1	120.2	183.9	1158.7	2731.7	3110.2
77.5°	78.4	80.0	81.2	86.8	88.4	90.7	99.1	133.0	508.7	981.6	990.3
80°	57.3	59.3	62.9	68.0	69.3	70.9	75.6	94.4	230.4	448.2	486.8
82.5°	42.2	44.9	40.6	47.4	47.4	45.4	53.3	63.3	105.9	443.8	531.0
85°	23.1	23.5	21.1	24.3	25.8	25.4	28.3	31.1	51.4	296.1	305.3
87.5°	5.6	6.0	6.3	7.6	9.2	9.2	9.9	8.8	16.8	95.9	55.0
90°	0.0	0.0	0.0	0.0	0.0	0.0	0.0	0.0	0.0	0.0	0.0

(END OF REPORT)